


Clashes

EYELASH
EXTENSIONS

LOVE THE WAY THEY LOOK AT YOU



TINTING CON

ABOUT US
LASHES & BROW LIFTING
BROW TINTINTING
TINT KIT
LASHES EXTENTION
PRO BEAUTY KIT
STARTER BEAUTY KIT
ADHESIVES
LASHES
TWEEZERS
TREATMENT
TOOLS & ACCESSORIES
EDUCATION
COMMUNICATION

About Us



Welcome to Clashes, where we believe in the transformative power of eyelash extensions.

Our brand is dedicated to enhancing your natural beauty and empowering you to embrace your unique style.

At Clashes, we value your trust and prioritize your satisfaction above all else.

We invite you to join our lash-loving community and discover the beauty and confidence that come with Clashes eyelash extensions. Love the way they look at you and let your eyes speak volumes.

Welcome to Clashes.

With love,

The Clashes Team





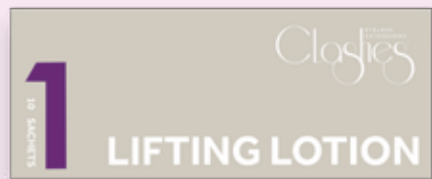
CLASHES LASHES & BROW LIFTING KIT

Lifting Lotion	Step 1	10 sachets	1
Neutralizer	Step 2	10 sachets	1
Lash Botox	Step 3	10 sachets	1
Lift Serum		5 ML	1
Lift Glue		5 ML	1
Tool Box			1

inside:

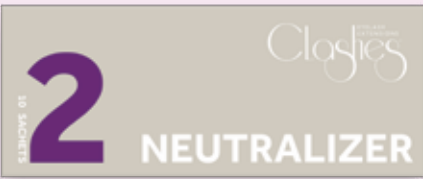
Ⓘ	Glue Plate Film	16
Ⓜ	Color Perm Pads	3 pairs
Ⓢ	Y Sticks	5
Ⓢ	Micro Brushes	10

Lashes & Brow Lifting



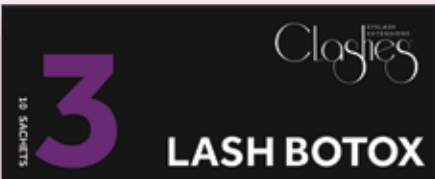
Lifting Lotion Step 1 10 sachets

Captivating eyes and defined brows with our Lifting Lotion, specially designed to elevate your eyelashes and eyebrows to new heights
Lashes 5-10 mins
Brows 4-8 min



Neutralizer Step 2 10 sachets

This expertly formulated neutralizer is designed to balance and refine the color, ensuring your lashes and brows boast a stunning, natural look.
Lashes 5-8 mins
Brows 4-6 min



Lash Botox Step 3 10 sachets

Our Lash Botox is meticulously crafted to provide a deep, nourishing boost, rejuvenating your lashes and brows from root to tip.
Lashes 10-15 mins
Brows 8-12 min



Tool Box

This all-inclusive kit features a range of essential tools meticulously curated to elevate your beauty regimen.



Lift Glue 5 MI

More powerful and sticky than normal type glue. You can adjust the curl with this glue during the lifting process.



Lift Serum 5 MI

Biotin & keratine makes repair weak damaged lashes, improves elasticity, softer and adds volume on lashes.



Color Perm Pads 3 Pairs

Y Sticks 5pcs

Super Fine White Micro Brushes 100pcs

Fine Micro Brushes Pink 100pcs



Clashes Tint kit

- ① Developer Oxidant
- ② 2x 10 Tint Capsules
- ③ Glass Jar
- ④ Black Spatula
- ⑤ Tint brush spreader
- ⑥ Tint brush definer
- ⑦ Spoolies

Brow Tinting-Tint Products



Oxydant Developer

When expertly blended with our specially formulated color capsules, this advanced oxidant brings a new level of precision to brow tinting.



10 Tint Capsules

Formulated exclusively to cover the most resistant hair. 100% gray coverage. No odor - No ammonia.



Mixing Stick



Mixing Jar



Tint Brush Definer



Tint Brush Spreader



Spoolies



Lashes Extension



CLASHES STARTER BEAUTY KIT

35 Pcs

①	Glue Adhesive Tech 30 - 10G					1
②	Black Lashes Tray 16 Lines	Thik 0.12 MM 0.15 MM	C	CC	D	15
			✓	✓	✓	
③	Matflat Black Lashes Tray 16 Lines	Thik 0.10 MM 0.15 MM 0.20 MM 0.25 MM	C		D	
			✓		✓	
④	Colored Lashes Tray 16 Lines	Thik 0.10 MM		CC		1
				✓		
⑤	Adhesive Remover Cream 15g					
⑥	Primer Cleanser 45ml					
⑦	Shampoo Foam Sprayer 50ml					
⑧	Type B Eye Patches 12 Pairs					
⑨	Tweezers Straight Type					
⑩	Tweezers Curved L Type					
⑪	Curved Glass Eyelash Holder					
⑫	Mini Mascara 30pcs					
⑬	Micro Brushes White Fine 100pcs					
⑭	Magnifying Mirror					
⑮	Transpore 3M					
⑯	Cleaning Brush					
⑰	Jade Stone					
⑱	White & Yellow Glue Palette 20pcs					
⑲	Disposable Eye Patch Paper Bag 100pcs					
⑳	Eyelash Cooler Fan					
㉑	Protein Remover Oil-Free & Primer Pads 32pcs					
㉒	Vinyl Pad					
㉓	Starter Beauty Case					

Lashes Extension- Adhesives



① **Clashes Glue TECH 30**
5G / 10G
For Expert



② **Clashes Glue TECH 250**
5G / 10G
For Beginner



③ **Clashes Glue TECH 248**
5G / 10G
For Sensitive Eyes

PRODUCTS

Clashes Cyanoacrylate Adhesive Glue TECH 30, 250 and 248 Black should always be stored and used as here under recommended. Clashes Viscosity is well preserved after opening and will stay same till last drop of the bottle if bottle well closed and well preserved in a cool place.

FORMULA

Cyanoacrylate Glue: 2 - Ethoxyethyl, 2- Cyanoacrylate, EC No 203-391-5/EC No 244-692-4.

STORAGE

- Keep Clashes Glue used and unused bottles in a fridge with temperature +7-10°C.
- Keep Clashes Glue bottle in cool and dry place and out of direct sunlight.
- Keep Clashes bottle firmly closed.

SHELF LIFE

- 9 months if stored at room temperature (+18°C (+64.4°F) to +25°C (+77°F))
- 12 months if stored at temperature -10°C (+14°F) to +7°C (+44.6°F) (e.g. in a refrigerator)

USAGE

- Take Clashes bottle out of the fridge approx. 10 minutes for the first usage.
- Increase humidity for fast dry.
- Shake bottle before use after reaching room temperature.
- Knock bottle on the table 2-3 times to get balance material out of nozzle.

CAUTIONS

- Avoid contact with skin and eyes. In case of contact with eyes rinse with water.
- Keep out of reach of Children.



Made in Germany



Ultra strong adhesion



Fast drying time



12 months shelf life



No fuming



10G - Active till last drop

Lashes Extension- Lashes



Length	
8	6
9	7
10	7
10	8
10	8
11	8
11	9
12	9
12	10
12	10
13	10
13	11
13	11
14	11
14	12
14	12
14	13
14	13
14	14



Length	
8	
9	
10	
10	
10	
11	
11	
11	
12	
12	
12	
13	
13	
14	
14	

Silk

Black Lashes Tray
16 or 20 Lines

	J	C	CC	D	LC	BC	CD
Thick							
0.03 MM							
0.05 MM							
0.07 MM							
0.10 MM							
0.12 MM							
0.15 MM							
0.20 MM							

Matflat

Matflat Black Lashes Tray
16 Lines

Thick	C	D
0.10 MM		
0.15 MM		
0.20 MM		
0.25 MM		



Length	
10	Brown
12	Purple
10	Blue
12	Green
10	Red
12	Pink
10	Lilac
12	Yellow



Length	
12	White
12	Aqua
12	Pink
12	Fushia
12	Red Ombre
12	Purple Ombre
12	Blue Ombre
12	Green Ombre



Length	
9	Pink
10	Orange
11	Green
12	Lime Green
10	Blue

Colored

16 Lines
Colored and UV Lashes Tray

Colored Ombre

16 Lines

Thick	C	CC
0.10 MM		
0.15 MM		
0.20 MM		



UV

16 Lines



Lashes Extension- Tweezers

Tweezers Box



**Tweezers
Curved L Type**

Excellent tools for handmade volume fans to pick and attach.



**Tweezers
Straight Type**

Ideal for isolation and for classic lash extension method.



**Tweezers
Curved S Type**

Ideal for picking up fans and attaching them when you perform the volume lash extension.



**Tweezers
X Type**

Ideal for the classic lash extension, These X shape tweezers can hold the classic extension without causing too much tension to your hand.



Lashes Extension- Treatment



Shampoo Foam Sprayer
50ml

It removes excess oil, dust and make up residue. Rinses quickly with warm water, and gets the lashes clean and ready for first time lash applications or touch-ups. Perfect for everyday use.



Type B Eye Patches
12 Pairs

Eye patch makes a synergy effect during the eyelash process. It covers all the under lashes which makes your work faster and clean.



Primer Cleanser
15ml

It removes the oils and other contaminations to strengthen the adhesive of the glue and bonding life.



3D Biogel Eye Patches
6 Pairs

Eye patch makes a synergy effect during the eyelash process. It covers perfectly all the underlashes and stays consistency as placed for all service duration.



Adhesive Remover Cream
15g

The lash cream remover is very soft and effective. You can feel that your lashes are cleansed and softened.



Lashes Extension- Tools & Accessories



Technician Service Box
5 Fill



Rectangular Platform
Eyelash Holder




Curved Glass
Eyelash Holder



Comb Brush
10pcs

Mini Mascara
Pink & Black
30 Pcs



Eyelash Led Light Lens



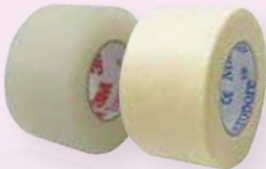
Magnifying
Mirror



White Ring
With Cup 10pcs



3D U Eyelash Band
Ring Holder



Transpore 3M Micropore 3M

Clashes Education

Clashes Training

Conducted by skilled Lashes extensionist experts and sponsored by Sawaya Int'l for the purchase of Kits.

Buy 1 Kit and get Education Free Hours

Kits	Education Hours
Starter	4 Hours
Pro	8 Hours
Lift	2 Hours
Tint	2 Hours

Courses	Duration
Lashes Extension Classic	4 Hours
Lashes Extension Russian Volume	4 Hours
Lashes and Brows Lift	2 Hours
Lashes and Brows Tint	2 Hours

Training Date: TBD
Training Location: TBD (Cabin, Bed, Stool, Trolley, Light, Clashes products are a must)
Models: To be provided by Client with punctual appointments

Before Training

- . Read well Clashes Manual.
- . Write down your questions and deliver questions to trainer.
- . Purchase your Clashes kit before training.
- . Schedule your model's attendance punctually according to practice time in training days.

When Training

- . Bring your Clashes products.
- . Wear comfortable shoes.
- . Pull back your hair if long.
- . Bring camera to take before/after pictures.
- . Secure your products while training.

After Training

- . Deliver pictures to educator.
- . Ask for exam results.
- . Ask for certificate in case of success.

Clashes Communication

Templates

- After Care Card
- Education Certificate
- Catalog
- Appointment Card
- Client Record Card
- Do & Do not





VS4,Roda Al Murooj Complex,
Omlaat Street Dubai, UAE.
+971 509 0017 09
+971 437 999 39
Channa@sawaya-intl.com

